

DDC



Pulpmatic Uno Medical Pulp Macerator

Designed to pulverise and dispose of both single-use medical pulp containers and human waste, DDC's range of PULPMATIC® bedpan macerators are the sluice room equipment of choice for thousands of healthcare facilities around the world.



Redefining Infection Control

Medical Pulp Macerators provide a robust and hygienic solution for the complete disposal of human waste. The pulp container along with its contents can be placed inside the macerator without the need to wash or dispose of items elsewhere.

They are then quickly and effectively pulverised into tiny particles using advanced maceration technology and discharged directly into the main sewage system, meaning that any infectious materials can no longer come into contact with patients or clinicians.

The Pulpmatic Uno is our low-use solution for smaller wards and care environments. Capable of processing 1-2 pulp items per cycle, it provides a quieter, economical solution where maceration is a requirement, but demand is minimal.

The Uno's seven blade macerator disc provides rapid, low-noise maceration for minimal disruption to a small ward setting, with a cycle lasting just 65 seconds.




DDC Dolphin's range of Pulpmatic Pulp Macerators underpin the infection control strategy of thousands of facilities around the world.


Key Benefits


- Reduce cross contamination of infectious materials and minimise the risk of ward outbreaks, keeping staff and patients safe.
- Save clinicians' time and increase productivity by reducing the need for cleaning of reusable items.
- Exceptionally economical, using little water and energy to operate.
- Reduce hospital budget spend with low operating costs and prevention of ward shutdowns due to infections.


Pulpmatic Ultima Features


 **Small capacity machine**
Suitable for low demand environments.


 **Antimicrobial surfaces**
To minimise cross infection and reduce the possibility of microbial growth.


 **Rapid cycle**
65 second cycle to dispose 1-2 pieces of pulp.

 **Advanced 7 bladed technology**
Pulverises pulp utensil into tiny particles, ensuring all waste is eliminated.


 **Contactless technology**
Reducing infection risk for clinicians and patients.


 **Continuous, free-flowing output of waste to drain**
Ensuring thorough removal of waste.

 **High quality materials and components**
Smooth, crevice-free surfaces to minimise trapped bacteria.


 **Automatic drain flush**
Can be programmed during low use times to limit the build-up of stagnant water and remove the possibility of Legionnaires' disease.



 **Compact**
Save space, making it suitable for all room types and sizes.

 **Various start options**
To suit each facility's requirements, ranging from self to auto start.

 **Optional bespoke noise reduction kits available**
To ensure machines are suitable for quieter environments such as isolation wards.

 **Optional programmable audio***
Language specific to ensure correct and proper use by staff.

 **Pre- & post-maceration self-cleaning flush**
To limit the residual build up within the waste pipe network and abolish blockages.

*Optional feature. Available in various languages—contact our team for more information.



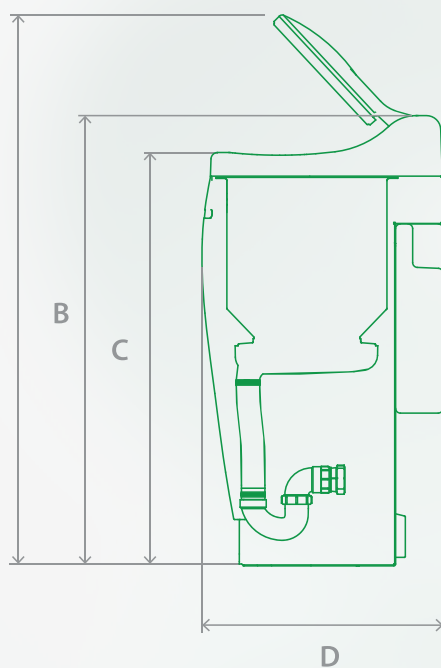
Technical Specifications

| GENERAL | |
|---|---|
| Stainless Steel grade: | 304 |
| Dimensions w x h x d (lid closed): | 400 X 975 ±3 X 510mm |
| Weight (Machine Only): | Dry 63.5g Wet 78.5g |
| Capacity: | 1 to 2 pieces of medical pulp |
| Ingress protection: | IP22 |
| Operation cycle time: | <65 seconds |
| Decibel rating: | <70dba |
| DISINFECTION | |
| Recommended chemical: | Aqua Clean |
| Chemical dosing per cycle: | 13ml (adjustable to suit efficacy requirements) |
| ELECTRICAL | |
| 110V Voltage: | 110V / 60Hz with dedicated 15A breaker (UL Version) |
| 230V Voltage: | 230V / 50Hz with dedicated 13A breaker |
| Circuit protection (230 Voltage): | 30mA RCD, GFI, IEC60364 compliant |
| Rated power input: | 0.8kW |
| Electrical consumption per cycle: | 0.011kWh |
| Motor power: | 0.75kW |
| Pump power: | 0.125kW |
| Water | |
| Water connection: | 3/4" BSP male fitting required (washing machine hose) |
| Water pressure: | Cold water supply pressure 1 to 6 bar |
| Water flow rate (Min): | 10L per minute at 1 bar |
| Water tank capacity: | 15L |
| Water consumption per cycle: | 10.5L |
| Waste connection: | 50mm ID (2") |
| Overflow connection: | 22mm |
| Waste Height: | 200mm to 250mm - See Installation Preparation Guide for full details. |

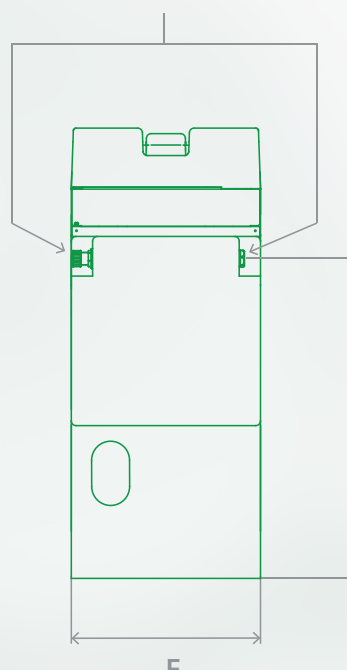
*Specifications correct at time of print

Dimensions

Clearance for lid



Overflow output can be connected to left or right of the machine



| | Millimetres |
|----------|-------------|
| A | 1500 ±3 |
| B | 975 ±3 |
| C | 872 |
| D | 510 |
| E | 678 |
| F | 400 |

DDC



Certificate Number 1181
9001/14001



+44 (0) 1202 731 555

INFO@DDCDOLPHIN.COM

DDCDOLPHIN.COM